

1



**NECKLACE
CLAIM**



Comments:


- When I arrive at the airport, I claim my necklace at the information desk

2



CHECK IN

WITH CARRY-ON BAG




I carry my carry-on bag



I print my **TICKET**: a document provided by the airline, where I can find my name, flight number, destination and boarding gate.

With excess of luggage specified by your airline



I'm carrying a large suitcase



- I go to the counter
- I submit the documents
- I hand over my suitcase
- I get my ticket

Comments:

● I Check in

Check in: Registration of entry.

3



**MIGRATION
CHECK**



Comments:

- I stand in line and wait for my turn.
- When my turn comes, I go over and submit my documents.



Comments:

- I submit these documents:
 - Passport
 - Ticket
 - I.D card
- My documents will then be returned to me.

4




**CARRY-ON
BAGGAGE CHECK**




Comments:


- I put my carry-on luggage and belongings in the tray.
- My hand luggage and belongings will go through the **scanner**: a machine used to see what's inside the bags.
- There may be dogs around, but I don't have to worry, they are there for security reasons.



Wait in the designated area



Go through the arch



Take back my belongings



Leave tray at the designated place

5



STORES

While going through the stores I can



Browse products



Eat



Buy something if I have a credit card, debit card or cash"

Comments:

- I go through the stores while always paying attention to my flight time.

6



**DEPARTURE
LOUNGE**



FLIGHT NUMBER	DESTINATION	GATE
CD235	BUENOS AIRES	001
SK001	BUENOS AIRES	002
CDF33	BUENOS AIRES	003
LA006	SAO PAULO	004
LA223	SAO PAULO	005
SK201	LIMA	006
CD444	QUITO	007
LA256	CIUDAD DE MEXICO	008
CDF45	LOS ANGELES	009
SK304	MONTEVIDEO	010
SK333	MADRID	011

Comments:

- I look for the right gate on the screen.
- To get to the boarding gate I can use the moving walkways: belts that help people move from one place to another.
- I may find dogs in this area. I don't have to worry about it, it's just for security reasons.
- I must always keep an eye on my flight information and boarding time.



Comments:

- Once it's time to board, I walk over and hand in my ticket.
- Time to get on the plane!



Comments:

- I find my seat with the help of the airline staff, I go there and put on my seat belt.
- On the plane I can eat, watch a movie, sleep, go to the bathroom, and so on.
- I can use my phone and tablet on airplane mode: offline mode.
- When authorized by the airplane staff, I can use my tablet and phone without using airplane mode.

7

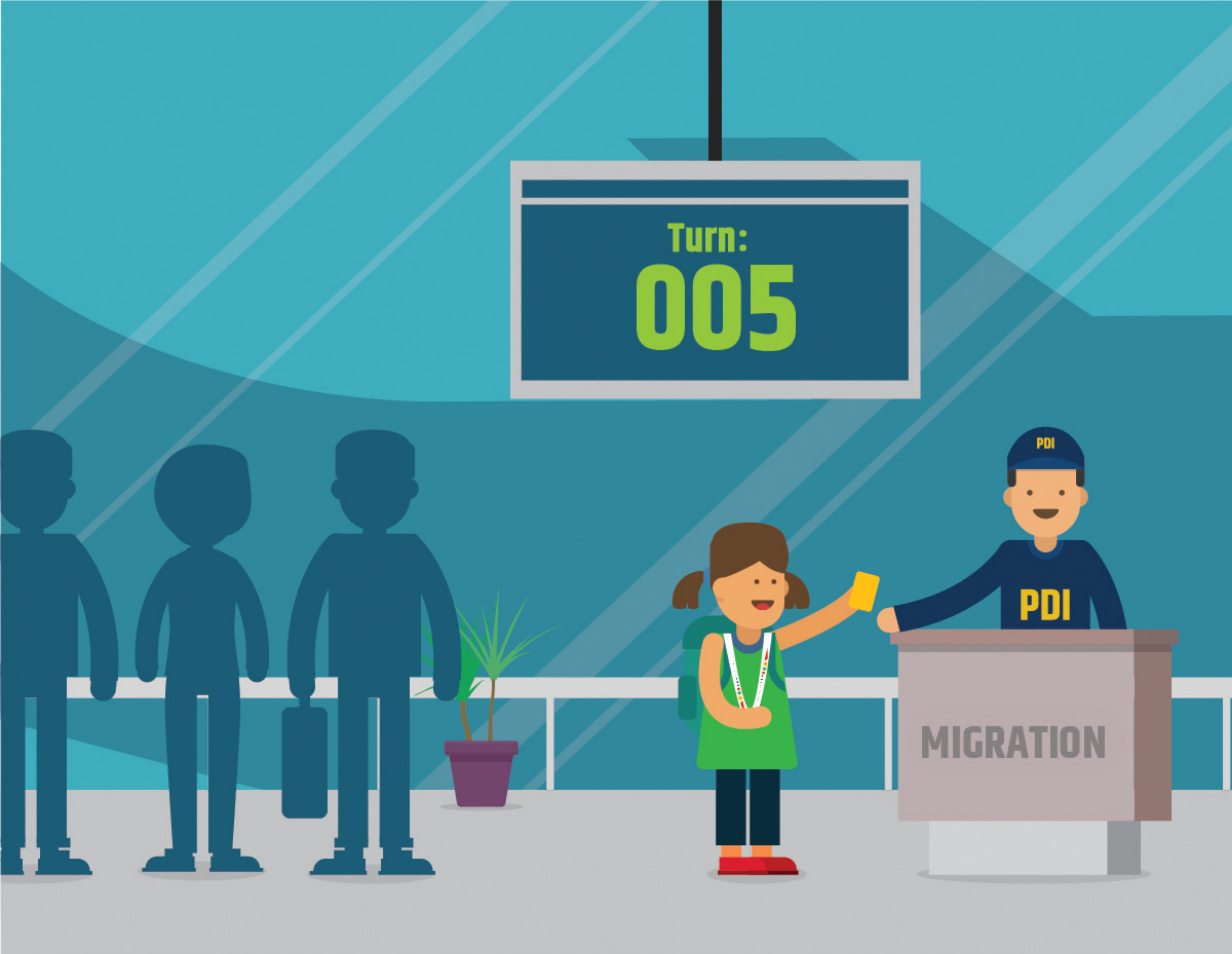


MIGRATION



Comments:

● I go to migration.



Comments:

- I submit my documents:
 - Ticket
 - I.D Card
- My documents will then be returned to me

8



**TO WITHDRAW
LUGGAGE**



Comments:

- I look for my flight number on the screen, that's where the number of the conveyor belt where my luggage will come out of is.
- **Conveyor belt:** a machine used to move luggage.



Comments:

- I withdraw my luggage.
- I can use a cart to move my suitcase.

9




**CUSTOMS AND
AGRICULTURAL AND
LIVESTOCK SERVICE
CHECKS**



Comments:

- I submit my [affidavit](#): a document provided by each airline that I must sign, which indicates what kinds of food, money and objects are not allowed to enter the country.



Comments:

- I scan my suitcase.
- There may be dogs around, but I shouldn't worry, they are there for security reasons.

10



**LEAVING
THE AIRPORT**



Comments:

- I can choose to leave by following the blue arrow to hire a cab inside the airport.
- I can choose to leave by following the green arrow if they are coming to pick me up.



Comments:

- I go home by cab, car or bus.